

S-SERIES

270PS [199kW] acc. to ISO 8665

NEW

Our Piezo controlled common rail injection system delivers 270PS and 57.6kg·m torque from the 3.0 liter V6 CRDi engine. The advanced design also makes it ultralight, quiet and fuel-efficient with extremely compact dimensions.

Durability and Reliability

The use of Compacted Graphite Iron (CGI) for the cylinder block gives Hyundai SeasAll engines several advantages. The CGI block is lighter and quieter than conventional grey cast iron and demonstrates at least 85 percent higher tensile strength, 45 percent higher stiffness and approximately double the fatigue strength of iron and aluminum. It lasts longer than even we ever expected. This technology is a prime example of the innovation and improvement we bring to the marine engine industry. With Hyundai SeasAll, you are on the cutting edge.

Technical Descriptions

Engine

- Compacted Graphite Iron (CGI) cylinder block
- Aluminum head
- Nine balance weight crankshaft
- Oil cooled pistons
- V6, 24-valve DOHC
- Hydraulic lash adjusters
- Integrated water jacket
- Low noise duplex timing chain
- Hydraulic timing chain tensioner
- Single serpentine belt system
- Drive belt auto tensioner

Engine Mounting

- Adjustable engine mounts

Lubrication System

- Easily exchangeable oil filter cartridge
- Electric oil extraction pump
- Seawater cooled oil cooler
- Chain drive engine oil pump

Fuel System

- Common rail direct injection (CRDi)-Piezo injectors
- Fuel filter with sensor detecting water in fuel
- Electric low pressure pump
- Dual pressure control valve
- Low and high pressure fuel pumps

Electrical System

- 12 volt system and 150A alternator
- Auxiliary engine stop button
- Glow plugs for a trouble-free cold start
- NMEA2000 Converter (Optional)
- 2 Pole system (Optional)
- Electronic control system (Optional)

Cooling System

- Seawater pump driven directly from the camshaft
- Seawater cooled intercooler, heat exchanger
- Auxiliary connector for cabin heating
- Corrosion resistant material for seawater circuit

Engine Operating Indicator (EOI)

- Engine self protection and diagnosis
- Displays CAN information
- Displays engine diagnostic error codes
- Audible alarm and control lamps

Air Inlet system

- Oil wetted and reusable air filter
- Intake silencer (Optional)

Exhaust System

- Engine coolant cooled exhaust manifold
- Seawater cooled exhaust elbow
- Seawater cooled Hi-Riser (Optional)

Turbocharger

- E-VGT, Electronic Variable Geometry Turbo

Noise Level

- 69.9dB (Ref. RCD Standard 75dB)

Emissions

- EPA Tier 3, IMO Tier 2 and RCD compliant

Scope of Supply

1. RATINGS

S3	LIGHT DUTY COMMERCIAL
S4	SPECIAL PLEASURE DUTY SPECIAL LIGHT DUTY COMMERCIAL
S5	PLEASURE DUTY

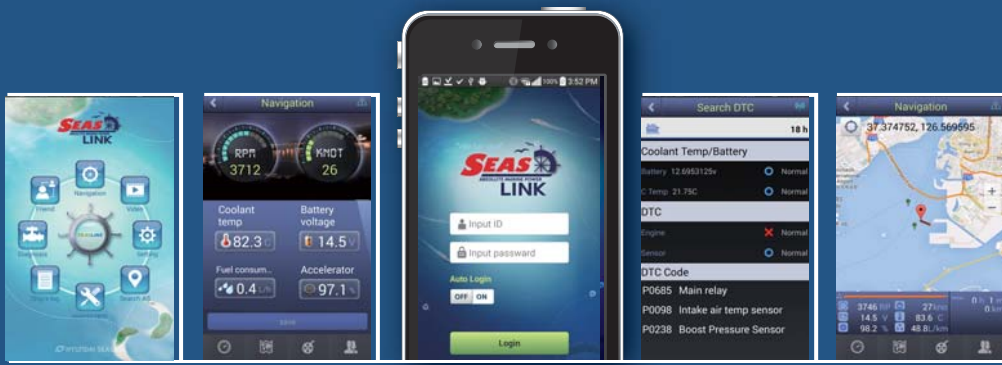
2. GAUGES

KEY SWITCH ASSEMBLY, TACHOMETER, COOLANT TEMPERATURE, VOLTMETER and TRIM GAUGE FOR STERNDRIVE

* Factory-installed option,
*** Supply schedule may differ.
To find out more about configurations and accessories available, please contact your nearest Hyundai SeasAll network.

		RATINGS 1	OPERATION MANUAL	EOI (Engine Operating Indicator)	SeasLink ***	GAUGES 2	COUPLER	ENGINE OIL EXTRACTION PUMP	SEA WATER PUMP *	POWER STEERING PUMP *	BEARING HOUSING PUMP *	EXHAUST ELBOW (WATER COOLED)	EXHAUST THRU RISER *	TWO POLE (INSULATED SYSTEM) *	INTAKE SILENCER	NMEA2000 CONVERTER	ELEC. CONTROL SYSTEM	MECH. CONTROL SYSTEM	STEERING WHEEL	SAFETY STOP SWITCH	MECH. CONTROL	HELM+90° BEZEL+CABLE	ALU PROP	SS PROP
S270S	S5,S4	●	●	●	●	●	●	●	●	●	●	●	●	●	●	●	●	●	●	●	●	●	●	●
S270S-BRAVO 1X, 2X, 3X	S5,S4	●	●	●	●	●	●	●	●	●	●	●	●	●	●	●	●	●	●	●	●	●	●	●
S270P	S5,S4	●	●	●	●	●	●	○	-	-	○	○	○	○	○	○	○	○	○	○	○	-	-	-
S270P-ZF63A	S5,S4	●	●	●	●	●	●	○	-	-	○	○	○	○	○	○	○	○	○	○	○	-	-	-
S270J	S5,S4	●	●	●	●	●	○	○	○	○	○	○	○	○	○	○	○	○	○	○	○	○	-	-
S270J-ZF63C, ZF45	S5,S4	●	●	●	●	●	●	○	-	-	○	○	○	○	○	○	○	○	○	○	○	○	-	-

● : Standard / ○ : Option / - : N/A / S = Sterndrive / P = Propeller Shaft / J = Waterjet



ON THE SMARTER PHONE

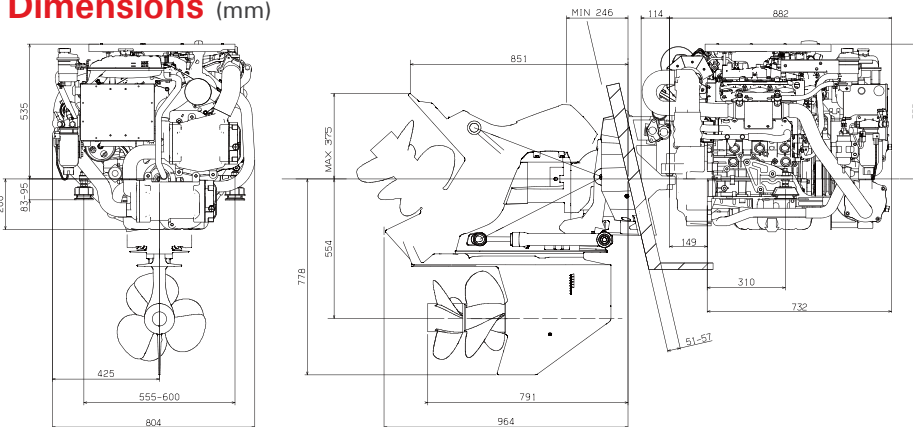
- Displays Engine Running Information
- Engine Diagnostic Functions
- Monthly User's Log Information
- Displays Boat Track on the Map
- Audible Warning Alarm and Visual Pop-up Screen



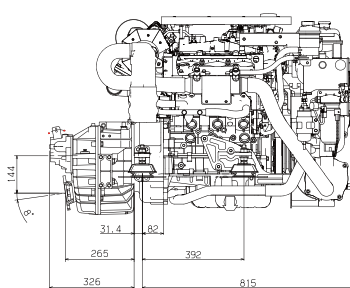
Specifications

Engine type	S270S	S270P	S270J
Propulsion system	Sterndrive	Shaftdrive	Waterjet
Engine Duty Rating	Pleasure Duty (S5)		
Configuration	4-Stroke, 24-Valve DOHC, E-VGT with Intercooler, Fresh Water Cooling		
Output [PS (kW)]	270 (199)		
Rated rpm	3,800		
Cylinders	V6		
Displacement [cc]	2,959		
Bore X Stroke [mm]	84 X 89		
Max. Torque @ rpm	57.6 kg·m @ 2,000~2,600		51 kg·m @ 3,800
Injection System	Common Rail Direct injection (CRDi) - Piezo Injector		
Alternator	12V-150A		
Engine Diagnostics	YES		
Fuel Consump.[L/h]	53.8		
Dry Weight [kg]	APPROX. 334		
Flywheel	Hyundai Unique		
Flywheel Housing (P/J type)	Borgwarner Flange		

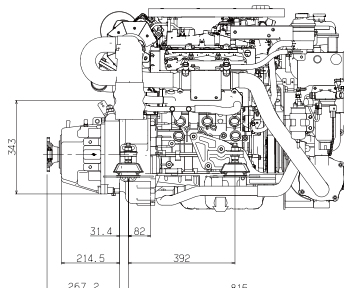
Dimensions (mm)



S270S Bravo Three X Diesel

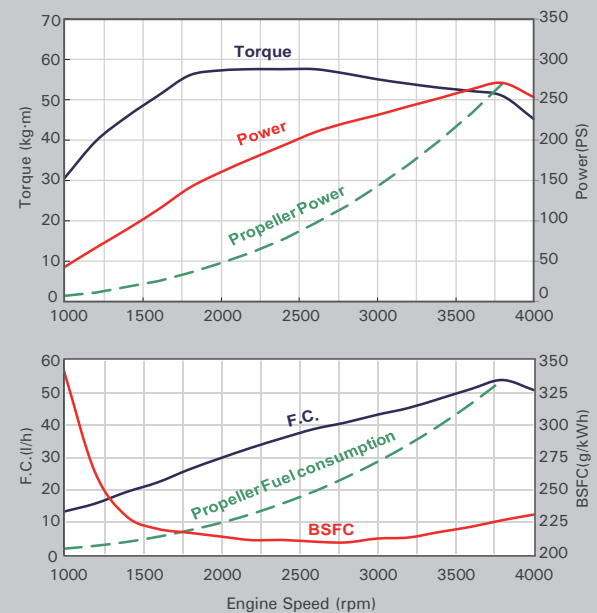


S270P ZF 63A



S270J ZF 63C

S270S | S270P Performance Curves



S270J Performance Curves

